

Pitch Hill



Engaging Method for Teaching Solfège

Do, Re, Mi, Fa, Sol, La, Ti, and SD



Pitch
Publications

created by
Shelley Tomich




Gregorian Chant

- Notes are called Neumes.
- Read from left to right and bottom to top
- Created over a 1000 years ago!

Ut Queant Laxis (Hymn to St. John the Baptist)

Guido of Arezzo
(circa 991-1033)



Ut que - ant la - xis, Re - so - na - re fi - bris, Mi - ra
ges - to - rum, Fa - mu - li tu - o - rum, Sol - ve pol -
lu - ti, La - bi - i re - a - tum, Sanc - te Jo - han - nes.

Translation:

So that your servants may, with loosened voices, resound the wonders
of your deeds, clean the guilt from our stained lips, O Saint John.

How are these the same? How are they different?



Ut Queant Laxis (Hymn to St. John the Baptist)


Guido of Arezzo
(circa 991-1033)

Ut que - ant la - xis, Re - so - na - re fi - bris, Mi - ra
ges - to - rum, Fa - mu - li tu - o - rum, Sol - ve pol -
lu - ti, La - bi - i re - a - tum, Sanc - te Jo - han - nes.

Translation:

So that your servants may, with loosened voices, resound the wonders of your deeds, clean the guilt from our stained lips, O Saint John.

Do You Remember...



Boxer
Do



Rooftop
Re



Flat Head
Mi



Scaredy-Cat
Sol




Grumpy
Fa



Hungry
La



Mister
Ti




Home

Vacation



Pitch Hill






Sol Song

Shelley Tomich

Musical notation for the first line of the song. It consists of two measures on a treble clef staff with a 4/4 time signature and a key signature of one flat (Bb). The first measure contains three quarter notes: Sol, Sol, Sol. The second measure contains four quarter notes: Scare-dy, Cat, Sol.

Musical notation for the second line of the song. It consists of two measures on a treble clef staff with a 4/4 time signature and a key signature of one flat (Bb). The first measure contains three quarter notes: He's, so, scared. The second measure contains five quarter notes: Ev - ry - where he goes.





Mi Song

Shelley Tomich



Flat head Mi. He needs glass - es,



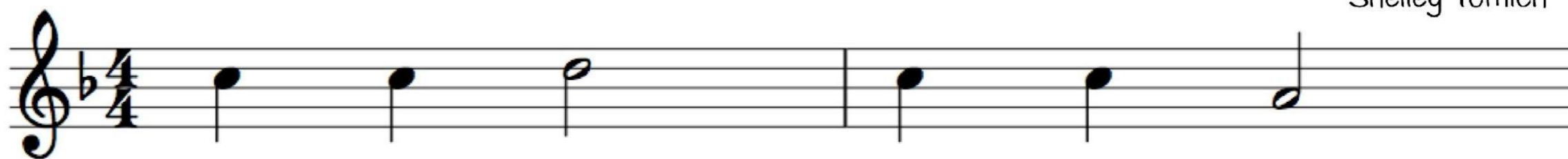
He can't see! Flat head Mi.






La Song

Shelley Tomich




Hun - gry La, She won't eat.



Till she gets to Mick - ey D's!






Do Song

Shelley Tomich

Box - er Do. He's so strong.

All day long. Box - er Do!




Re Song

Shelley Tomich



Roof - top Re, Look - ing at the stars,



Ev - ry sing - le day!



Fa Song

Shelley Tomich

Grum - py Fa, She hates green!

It's the worst col - or she's ev - er seen!






Ti Song

Shelley Tomich



Come with me! Have a cup of tea!



Sip and eat with Mis - ter Ti!





Super
Do





SD Song

Shelley Tomich

Sup - er Do! Wears a cape.

The first line of music is written on a single staff in 4/4 time. It begins with a treble clef and a key signature of one flat (Bb). The melody consists of four measures: the first measure contains a quarter note on G4, a quarter note on A4, and a dotted quarter note on Bb4; the second measure contains a quarter note on Bb4, a quarter note on C5, and a quarter note on D5; the third measure contains a quarter note on D5, a quarter note on E5, and a quarter note on F5; the fourth measure contains a quarter note on F5, a quarter note on G5, and a quarter rest. The lyrics "Sup - er Do! Wears a cape." are aligned with the notes.

Sup - er Do! Flies a - way!

The second line of music is written on a single staff in 4/4 time. It begins with a treble clef and a key signature of one flat (Bb). The melody consists of four measures: the first measure contains a quarter note on G4, a quarter note on A4, and a dotted quarter note on Bb4; the second measure contains a quarter note on Bb4, a quarter note on C5, and a quarter note on D5; the third measure contains a quarter note on D5, a quarter note on E5, and a quarter note on F5; the fourth measure contains a quarter note on F5, a quarter note on G5, and a quarter rest. The lyrics "Sup - er Do! Flies a - way!" are aligned with the notes.



Home

Vacation

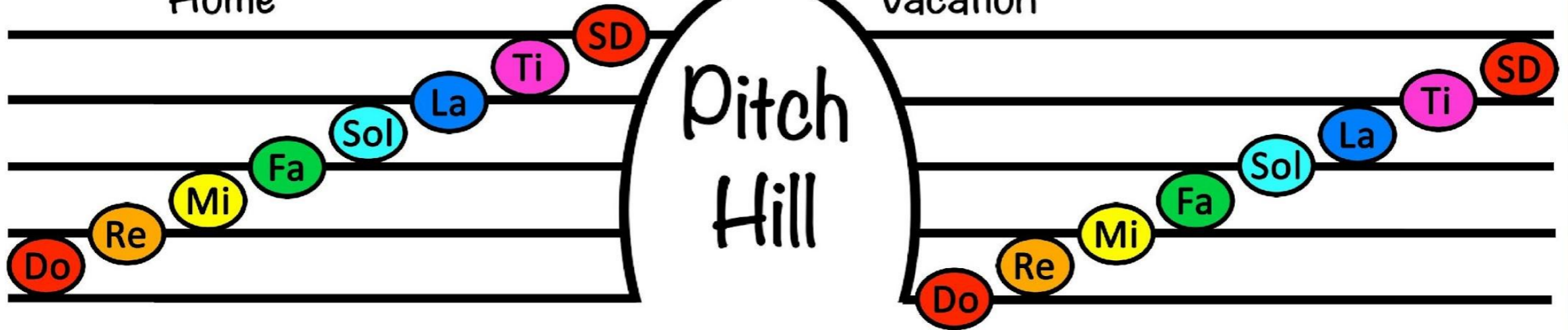





Home

Vacation

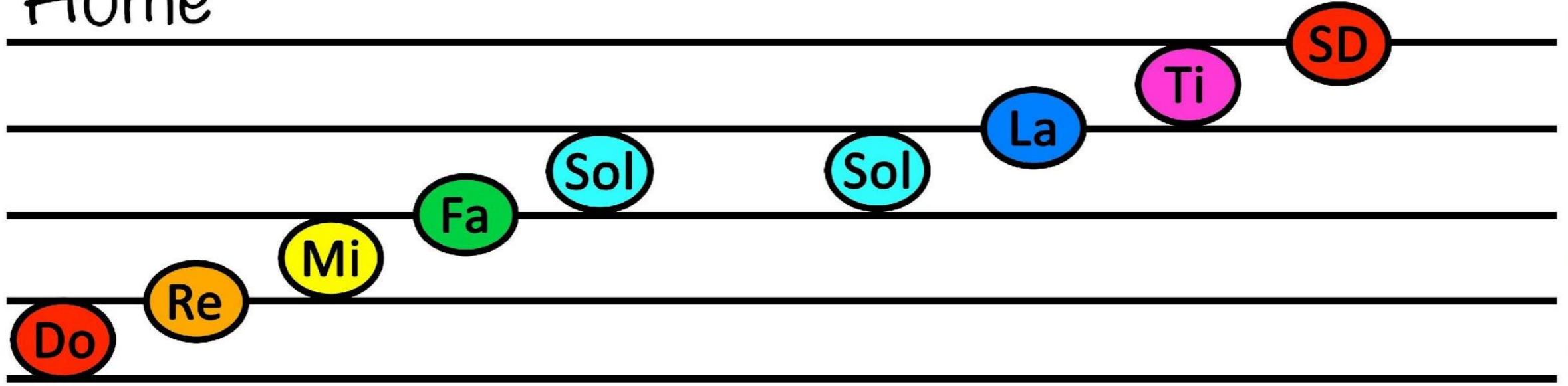
Pitch Hill




Let's practice
creating and singing
Do, Re, Mi, Fa Sol,
La, Ti, and SD
patterns.



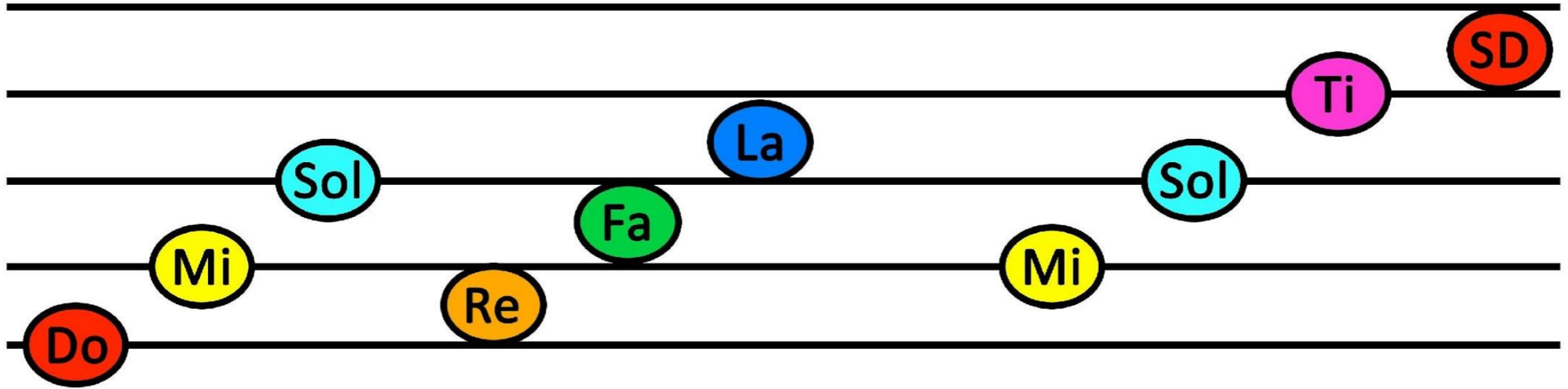
Home



Let's practice
creating and singing
Do, Re, Mi, Fa Sol,
La, Ti, and SD
patterns.




Vacation




Let's practice some Do, Re, Mi, Fa, Sol, La, Ti, and SD patterns!

Home




Let's practice some Do, Re, Mi, Fa, Sol, La, Ti, and SD patterns!

Vacation




Home



--	--	--	--	--	--	--	--



Vacation


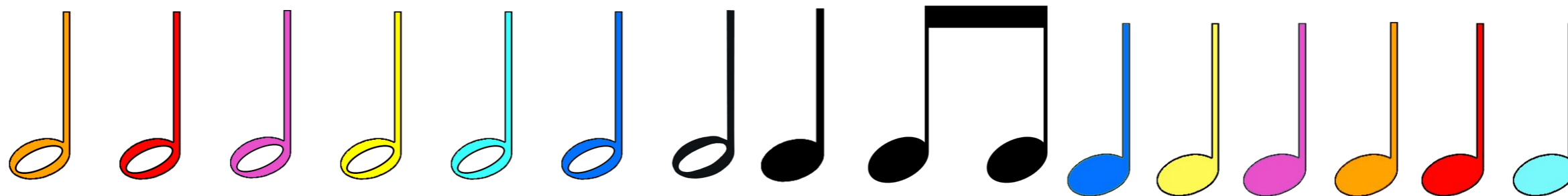
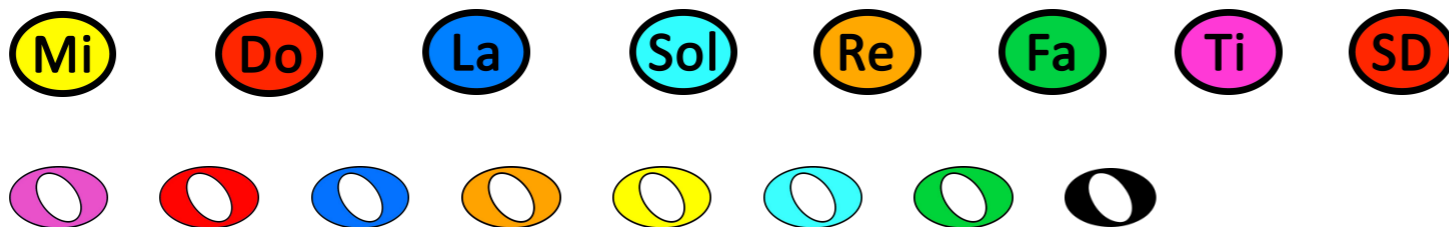


--	--	--	--	--	--	--	--



Here are some notes and images for you to
"Create Your Own" Pages on the following slides!

Vacation
Home



Let's practice some Do, Re, Mi, Fa, Sol, La, Ti patterns!



Let's practice some Do, Re, Mi, Fa, Sol, La, Ti patterns!



Let's practice some Do, Re, Mi, Fa, Sol, La, Ti patterns!

--	--	--	--	--	--	--	--



Let's practice some Do, Re, Mi, Fa, Sol, La, Ti patterns!

--	--	--	--	--	--	--	--

--	--	--	--	--	--	--	--



